



Hunters Hall Phonics
Workshop
June 2019

Welcome!

Aims

- To share some useful phonic terms.
- To revise Phase 3 sounds
- To introduce phase 5 sounds
- To develop parents' confidence so they can help their children with phonics at home.

Phase 2: Learning phonemes to read and write simple words.

Children learn their first 19 phonemes.

Set 1: s a t p

set 2: i n m d

Set 3: g o c k

set 4: ck e u r

Set 5: h b l f ff ll ss

They will use these phonemes to read and spell simple words **sat, tap, duck, rug, puff, hiss**

Phase 3

The purpose of this phase is to teach another 25 graphemes.

Set 6: j v w x

Set 7: y z zz qu

ch sh th ng ai ee oa
oo ar or ur ow oi er igh
ear air ure

They will use these phonemes to read and spell simple words chair, night, beard, hurt

Phase 3

- chair
- night
- beard
- boat



j 	v 	w 	x 	y 	z 	zz 	qu 		
ch 	sh 	th 	ng 	ai 	ee 	igh 	oa 		
oo 	oo 	ar 	or 	ur 	ow 	oi 	ear 		
air 	ure 	er 	<h2 style="text-align: center;">My Phase 3 Sound Mat</h2>					 www.twinkl.co.uk	

Blending

b / **e** / **d** / = **bed**




t / **i** / **n** = **tin**



m / **u** / **g** = **mug**



Oral Blending





Simon says.....

- Put your hands on your l-i-p-s,
- Stand on one l-e-g
- J-u-m-p up and down



Cross the river.....



Feed the monkey



Segmenting

Children need to be able to hear a whole word and then break it down, or **segment** and say every Sound (phoneme) that they hear.

Breaking words into sounds




Segmenting

bed = b / e / d 

tin = t / i / n 

mug = m / u / g 

REPEAT - SEGMENTING



Segmenting and blending for reading

- Remember the vowels **CVC words**



Silly Soup



Moving on to 4 sounds in a word (still one letter for each sound)

- vest



- flag



Phoneme Frames

sh

o

p

b

oa

t

s

Phase 5

The children will learn alternative graphemes for previously taught phonemes (sounds).

ay ou oy ie ea aw ue ir

wh ph ew oe au























a-e e-e i-e o-e u-e

They will use these phonemes to read a spell words such as boy, saw, bead, toe, home

Phase 5

- **boy**
- **bead**
- **toe**
- **cone**



ay 	ou 	ie 	ea 	oy 	ir 	ue 	ue 
aw 	wh 	ph 	ew 	ew 	oe 	au 	ey 
a-e 	e-e 	i-e 	o-e 	u-e 	u-e 		

*even

My Phase 5 sound mat

Same sound, different letters

may

make

pain

There are a number of ways we teach this:

- Phoneme spotter stories – a short story with examples of words containing the alternative pronunciations – pupils read and find all the different words. The words they find can be sorted into different groups.
- Your turn...

Pete the Sheep


Once upon a time there was a sheep called Pete. He did not have clean feet. Pete just could not keep his feet clean. One day he went to the sea to clean his feet. He did not like the sea it made him scream. So Pete did not get his feet clean in the sea. Some of the other sheep were mean to Pete. But a good sheep called Eve helped him. She helped Pete to get his feet really clean, because she was not mean. Pete liked his clean feet and he liked Eve too.

Best bet.....

- Quick recap of the alternative pronunciations. Say a word, ask them to write using the 'best bet' – certain representations can be more likely in initial, medial and final positions.

(ai) – ay, ey, a-e

Phoneme search



The family was camping at the seaside. Dad was painting something.

“What are you doing?” asked Mum.


“I’m painting this empty snail shell purple,” said Dad.
“It’s for a game to play on the beach.”

Games to play at home

Children can practise their phonics by playing games online. They can choose phase 3, 4, or 5

- * Buried Treasure
- * Poop deck Pirates
- * Dragons' den

www.letters-and-sounds.com
www.phonicsplay.co.uk



Thank You!

- Many thanks for your time and patience. Any questions?
- Please complete the feedback form to help us improve the phonics workshop next time.